



Results Summary

[Show All Pages and Questions](#)
[Export...](#)
[View Detail >>](#)

Filter Results

To analyze a subset of your data, you can create one or more filters.

[Add Filter...](#)
Total: 224

Visible: 224

Share Results

Your results can be shared with others, without giving access to your account.

[Configure...](#)
Status: Enabled

Reports: Summary and Detail

1. Tell Us About Yourself

1. In order to ensure that we only receive responses from members, please fill out the following demographic information. Please Note: all your answers will be confidential

		Response Percent	Response Total
View	First Name	99.5%	216
View	Last Name	75.6%	164
View	Email Address	67.7%	147
View	City	65.9%	143
View	State	65.9%	143
Total Respondents			217
(skipped this question)			7

2. Section A

2. Which of the following NIAC programs have been the most successful? (When comparing the following four programs, please rank them on a scale of 1-4, with 1 indicating the most successful and 4 the least.)

	1	2	3	4	Response Average
Persian Gulf Campaign	73% (125)	13% (22)	7% (12)	8% (13)	1.49
Moving Forward Report	7% (9)	33% (41)	31% (38)	29% (36)	2.81
Iran Nexus	9% (11)	31% (38)	33% (41)	27% (33)	2.78
Public Service Fellowship Program	14% (18)	30% (39)	30% (39)	27% (36)	2.70
Total Respondents					177
(skipped this question)					47

3. Which of the following NIAC programs have been the most successful? (When comparing the following four programs, please rank them on a scale of 1-4, with 1 indicating the most successful and 4 the

least.)

	1	2	3	4	Response Average
Monster.com	54% (82)	15% (22)	14% (21)	17% (26)	1.94
Washington Policy Watch	23% (31)	29% (39)	32% (43)	17% (23)	2.43
Congressional Breakfasts	18% (25)	39% (55)	25% (35)	18% (25)	2.43
IranCensus	15% (20)	19% (26)	24% (32)	43% (58)	2.94
	Total Respondents				167
	(skipped this question)				57

4. Which of the following NIAC programs have been the most successful? (When comparing the following four programs, please rank them on a scale of 1-4, with 1 indicating the most successful and 4 the least.)

	1	2	3	4	Response Average
Small Business Association 8(a)	11% (13)	20% (25)	20% (24)	49% (60)	3.07
Don Imus's apology	43% (60)	18% (25)	17% (23)	22% (30)	2.17
Civic Participation Workshops	21% (27)	28% (35)	36% (45)	15% (19)	2.44
Legislative Watch program	33% (44)	36% (48)	23% (31)	8% (10)	2.05
	Total Respondents				155
	(skipped this question)				69

5. What are the most important advantages of being a NIAC member? (When comparing the following four programs, please rank them on a scale of 1-4, with 1 indicating the most successful and 4 the least.)

	1	2	3	4	Response Average
Defend Iranian American interests	88% (165)	4% (8)	3% (5)	5% (9)	1.24
Access to educational material	4% (6)	29% (45)	39% (60)	28% (44)	2.92
Opportunity to meet members of Congress	3% (4)	51% (81)	23% (37)	23% (36)	2.66
Opportunity to meet other Iranian Americans	5% (8)	20% (33)	34% (55)	41% (66)	3.10
	Total Respondents				190
	(skipped this question)				34

6. What would motivate you to upgrade your membership to a higher level? (When comparing the following four programs, please rank them on a scale of 1-4, with 1 indicating the most successful and 4 the least.)

	1	2	3	4	Response Average
More local activities in your area	41% (64)	27% (43)	20% (31)	13% (20)	2.04
Greater influence within the organization (voting rights)	27% (43)	37% (58)	23% (36)	13% (21)	2.22
More efficient NIAC programs and campaigns	31% (52)	21% (36)	29% (48)	19% (32)	2.36
Quarterly newsletter	10% (15)	14% (20)	22% (32)	54% (80)	3.20

Total Respondents 183
 (skipped this question) 41

7. How important is it that NIAC offers activities in your local area?

	Response Percent	Response Total
Important 	73.1%	141
Neutral	19.2%	37
Not Important	7.8%	15
Total Respondents		193
(skipped this question)		31

3. Section B

8. Which one of the following issues concerning the Iranian-American community do you care about most? (When comparing the following four programs, please rank them on a scale of 1-4, with 1 indicating the most successful and 4 the least.)

	1	2	3	4	Response Average
Foreign Policy and Iran	48% (87)	25% (45)	14% (26)	13% (24)	1.93
Cultural Preservation	11% (19)	26% (46)	31% (55)	32% (56)	2.84
Civil Rights	38% (69)	27% (50)	24% (44)	10% (19)	2.07
Immigration	7% (12)	23% (39)	28% (49)	42% (73)	3.06
Total Respondents					192
(skipped this question)					32

9. Which one of the following NIAC activities do you value most? (When comparing the following four programs, please rank them on a scale of 1-4, with 1 indicating the most successful and 4 the least.)



	1	2	3	4	Response Average
Education (workshops, trainings and publications)	6% (11)	29% (50)	39% (67)	26% (46)	2.85
Advocacy (defense of Iranian-American interests in Congress and elsewhere)	85% (159)	7% (13)	3% (6)	5% (10)	1.29
Networking	6% (11)	25% (42)	29% (49)	40% (69)	3.03
News coverage and analysis (coverage of policy conferences in Washington)	4% (7)	42% (70)	28% (47)	26% (44)	2.76
Total Respondents					193
(skipped this question)					31

10. During the discussions with National Geographic over the Persian Gulf issue, NIAC consulted and sought the vote of its members. How did you find this process?

	Response Percent	Response Total
Positive 	91%	172

Neutral		9%	17
Negative		0%	0
		Total Respondents	189
		(skipped this question)	35

11. How often should NIAC seek the vote of its members on Iranian-American issues in the future?





		Response Percent	Response Total
More often		66.7%	124
Same amount		32.8%	61
Less often		0.5%	1
Never		0%	0
		Total Respondents	186
		(skipped this question)	38

12. Other comments:

View	Total Respondents	61
	(skipped this question)	163

4. Section C

13. How long have you been a NIAC member?

		Response Percent	Response Total
Less than a year		14%	27
1 Year		31.1%	60
2 Years		27.5%	53
3 Years		27.5%	53
		Total Respondents	193
		(skipped this question)	31

14. How did you hear about NIAC?

View	Total Respondents	160
	(skipped this question)	64

15. What attracted you to NIAC?

View	Total Respondents	155
	(skipped this question)	69


16. What is your involvement in the Iranian-American community (membership in Iranian-American organizations etc)?

[View](#) **Total Respondents** 136
 (skipped this question) 88

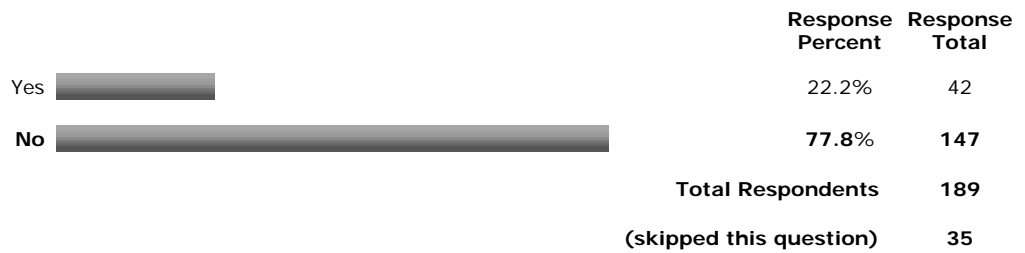
17. What is the highest degree you have earned?




18. Have you ever run for office or worked on an election campaign?





19. Have you ever attended a NIAC workshop?



20. Have you ever attended a Congressional Breakfast?



21. Have you ever used NIAC's website to send a letter to Congress?

		Response Percent	Response Total
Yes		83.6%	158
No		16.4%	31
		Total Respondents	189
		(skipped this question)	35

[SurveyMonkey is Hiring!](#) | [Privacy Statement](#) | [Contact Us](#) | [Logout](#)

Copyright ©1999-2004 SurveyMonkey.com. All Rights Reserved.
No portion of this site may be copied without the express written consent of SurveyMonkey.com.